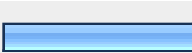
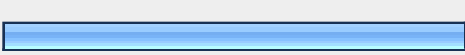






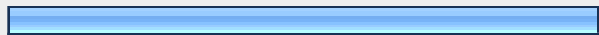

Williamson's Chapel UMC All Church Survey

1. What is your gender?			Response Percent	Response Count
Male			29.1%	136
Female			70.9%	332
			<i>answered question</i>	468
			<i>skipped question</i>	15







2. When were you born?			
		Response Percent	Response Count
Before 1930		0.6%	3
Between 1930 and 1934		2.9%	14
Between 1935 and 1939		3.3%	16
Between 1940 and 1944		7.9%	38
Between 1945 and 1949		8.8%	42
Between 1950 and 1954		8.8%	42
Between 1955 and 1959		11.5%	55
Between 1960 and 1964		19.0%	91
Between 1965 and 1969		13.8%	66
Between 1970 and 1974		14.8%	71
Between 1975 and 1979		4.0%	19
Between 1980 and 1984		2.3%	11
Between 1985 and 1989		1.7%	8
1990 and after		0.8%	4
		<i>answered question</i>	480
		<i>skipped question</i>	3



3. What is your marital status?			
		Response Percent	Response Count
Married		82.9%	397
Divorced		9.0%	43
Widowed		3.1%	15
Never Married		5.0%	24
		<i>answered question</i>	479
		<i>skipped question</i>	4

4. What is the zip code of your primary residence?				
		Response Average	Response Total	Response Count
Zip Code		28,242.23	13,358,576	473
		<i>answered question</i>		473
		<i>skipped question</i>		10

5. Do you have children?				
		Response Percent	Response Count	
Yes		90.9%	430	
No		9.1%	43	
		<i>answered question</i>		473
		<i>skipped question</i>		10

6. If you have children, what are their ages? (Please skip to the next question if you do not have children)									
	1-3	4-6	6-9	9-12	12-15	15-18	19-22	23+	Response Count
First Child	4.2% (18)	9.6% (41)	12.2% (52)	9.2% (39)	10.4% (44)	10.8% (46)	8.2% (35)	35.3% (150)	425
Second Child	9.4% (32)	11.8% (40)	8.6% (29)	13.9% (47)	10.9% (37)	8.8% (30)	5.9% (20)	30.7% (104)	339
Third Child	11.2% (14)	12.0% (15)	13.6% (17)	10.4% (13)	8.8% (11)	8.0% (10)	3.2% (4)	32.8% (41)	125
Fourth Child	8.1% (3)	5.4% (2)	8.1% (3)	2.7% (1)	8.1% (3)	16.2% (6)	16.2% (6)	35.1% (13)	37
Fifth Child	11.1% (1)	0.0% (0)	0.0% (0)	0.0% (0)	33.3% (3)	0.0% (0)	0.0% (0)	55.6% (5)	9
Sixth Child	0.0% (0)	0.0% (0)	0.0% (0)	0.0% (0)	0.0% (0)	0.0% (0)	0.0% (0)	100.0% (2)	2
	<i>answered question</i>								433
	<i>skipped question</i>								50

7. When did you first attend Williamson's Chapel?			
		Response Percent	Response Count
Before 1998		20.3%	90
1998-1999		5.6%	25
2000-2001		15.8%	70
2002-2003		16.2%	72
2004-2005		27.0%	120
2006-2007		15.1%	67
	<i>answered question</i>		444
	<i>skipped question</i>		39

8. Are you a member of Williamson's Chapel?			
		Response Percent	Response Count
Yes		77.9%	346
No		22.1%	98
answered question			444
skipped question			39

9. What worship services do you attend?					
	Never	Less than once per month	1-2 times per month	3-4 times per month	Response Count
Sunday 8:15 a.m. Traditional	40.5% (75)	26.5% (49)	10.8% (20)	22.2% (41)	185
Sunday 9:30 a.m. Praise and Worship	3.9% (14)	13.6% (49)	18.6% (67)	63.9% (230)	360
Sunday 11:00 a.m. Traditional	30.5% (62)	22.7% (46)	20.2% (41)	26.6% (54)	203
Monday 7:00 p.m. Praise and Worship	42.6% (72)	33.7% (57)	11.8% (20)	11.8% (20)	169
answered question					444
skipped question					39

10. How satisfied are you with those worship services?							
	Highly Satisfied	Mostly Satisfied	Somewhat Satisfied	Somewhat Dissatisfied	Dissatisfied	Response Count	
Sunday 8:15 a.m. Traditional	36.9% (41)	40.5% (45)	15.3% (17)	6.3% (7)	0.9% (1)	111	
Sunday 9:30 a.m. Praise and Worship	70.0% (243)	24.5% (85)	4.0% (14)	1.4% (5)	0.0% (0)	347	
Sunday 11:00 a.m. Traditional	58.8% (80)	33.1% (45)	6.6% (9)	0.7% (1)	0.7% (1)	136	
Monday 7:00 p.m. Praise and Worship	70.7% (65)	21.7% (20)	4.3% (4)	3.3% (3)	0.0% (0)	92	
Please provide any suggestions for improvements to our Worship Services.						121	
						<i>answered question</i>	437
						<i>skipped question</i>	46

11. How satisfied are you and your family with your overall experience with programs at Williamson's Chapel United Methodist Church? (If you have no involvement with a program please check "No Involvement")

	Highly Satisfied	Mostly Satisfied	Somewhat Satisfied	Somewhat Dissatisfied	Dissatisfied	No Involvement	F
Kids Connection	14.9% (56)	13.8% (52)	3.2% (12)	1.3% (5)	0.8% (3)	66.0% (248)	
Sunday School	19.8% (79)	28.1% (112)	7.3% (29)	2.8% (11)	1.0% (4)	41.0% (163)	
Youth Programs	13.1% (48)	13.1% (48)	6.8% (25)	0.8% (3)	0.5% (2)	65.7% (241)	
Young Adult Programs	1.7% (6)	1.4% (5)	1.7% (6)	0.9% (3)	0.9% (3)	93.4% (328)	
Singles Programs	4.7% (17)	3.6% (13)	1.4% (5)	0.3% (1)	0.6% (2)	89.4% (322)	
Senior Adult Programs	6.6% (24)	2.2% (8)	0.5% (2)	0.3% (1)	0.0% (0)	90.4% (329)	
Small Groups – AA	2.3% (8)	0.9% (3)	0.6% (2)	0.0% (0)	0.3% (1)	95.9% (331)	
Small Groups – Bible Study	18.6% (68)	14.2% (52)	3.0% (11)	0.3% (1)	0.8% (3)	63.0% (230)	
Small Groups – Christ Connection	5.7% (20)	7.7% (27)	1.4% (5)	0.9% (3)	0.6% (2)	83.7% (292)	
Small Groups – Scouting	6.0% (21)	2.9% (10)	0.6% (2)	0.3% (1)	0.3% (1)	90.0% (315)	
Supper Clubs	5.7% (20)	6.3% (22)	4.3% (15)	0.9% (3)	0.3% (1)	82.6% (289)	
United Methodist Men	7.9% (28)	5.1% (18)	3.4% (12)	0.6% (2)	0.6% (2)	82.4% (291)	
United Methodist Women	7.1% (25)	12.1% (43)	4.8% (17)	0.8% (3)	1.1% (4)	74.0% (262)	
Music Program	21.4% (79)	13.0% (48)	4.6% (17)	0.8% (3)	1.1% (4)	59.2% (219)	
Outreach/Missions	28.5% (105)	19.5% (72)	5.4% (20)	0.8% (3)	0.0% (0)	45.8% (169)	
Williamson's Wednesday	15.9% (56)	15.1% (53)	4.0% (14)	1.1% (4)	2.0% (7)	61.9% (218)	

Please provide comments for any programs that you rated "Somewhat Dissatisfied" or "Dissatisfied"





answered question

skipped question

12. How would you rate your knowledge and understanding of the doctrine and beliefs of the United Methodist Church?

	Very Strong	Fairly Strong	Moderate	Somewhat Limited	Very Limited	Response Count
I would rate my knowledge and understanding of the doctrine and beliefs of the United Methodist Church as:	12.6% (55)	35.6% (156)	41.1% (180)	8.9% (39)	1.8% (8)	438
	<i>answered question</i>					438
	<i>skipped question</i>					45

13. Concerning interest in attending sessions to learn more about the doctrine and beliefs of the United Methodist Church My level of interest would be:

		Response Percent	Response Count
Very High Interest		20.4%	88
Moderate Interest		46.8%	202
A Little Interest		22.5%	97
Not Interested		10.4%	45
	<i>answered question</i>		432
	<i>skipped question</i>		51

14. Concerning interest in attending sessions to learn more about the doctrine and beliefs of the United Methodist Church My preferred day and time for such sessions:

	Morning	Afternoon	Evening	Response Count
Sunday	51.5% (88)	10.5% (18)	38.0% (65)	171
Monday	26.6% (17)	7.8% (5)	65.6% (42)	64
Tuesday	21.8% (17)	6.4% (5)	71.8% (56)	78
Wednesday	13.6% (19)	3.6% (5)	82.9% (116)	140
Thursday	17.6% (12)	4.4% (3)	77.9% (53)	68
Friday	36.7% (11)	0.0% (0)	63.3% (19)	30
	<i>answered question</i>			334
	<i>skipped question</i>			149

15. In thinking about the commitment of the resources of the church to the fulfillment of our mission, please respond with your opinions of the adequacy of our facilities for each of the areas noted.

	Ideal	Very Adequate	Adequate	Somewhat Inadequate	Inadequate	Response Count
Sanctuary	69.7% (295)	27.4% (116)	2.6% (11)	0.2% (1)	0.0% (0)	423
Chapel	49.5% (200)	36.4% (147)	13.1% (53)	0.5% (2)	0.5% (2)	404
Fellowship Hall	34.7% (143)	37.1% (153)	21.8% (90)	5.6% (23)	0.7% (3)	412
Classrooms	30.9% (121)	38.1% (149)	25.6% (100)	4.1% (16)	1.3% (5)	391
Recreational	16.3% (61)	22.9% (86)	28.5% (107)	20.8% (78)	11.5% (43)	375
Other Facilities	19.1% (62)	35.8% (116)	38.3% (124)	3.4% (11)	3.4% (11)	324
Parking - General	29.2% (121)	46.4% (192)	21.3% (88)	2.7% (11)	0.5% (2)	414
Parking - Senior and Handicapped	34.2% (125)	37.0% (135)	24.1% (88)	4.4% (16)	0.3% (1)	365
Please provide comments for any facilities that you rated "Somewhat Inadequate" or "Inadequate"						116
answered question						425
skipped question						58

16. In thinking about our existing facilities and our likely growth over the next five years what do you believe is the most important addition, expansion or improvement to our facilities that we should be considering?

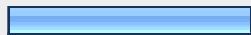
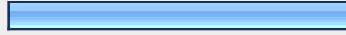



	Response Count
	243
answered question	243
skipped question	240

17. In thinking about our existing PROGRAMS and the needs of our church family and our community over the next five years what do you believe is the most important addition, expansion or improvement to our PROGRAMS that we should be considering?		
		Response Count
		232
	<i>answered question</i>	232
	<i>skipped question</i>	251

18. In thinking about our existing MISSIONS and the needs of our community and the world over the next five years what do you believe is the most important addition, expansion or improvement to our MISSIONS that we should be considering?		
		Response Count
		197
	<i>answered question</i>	197
	<i>skipped question</i>	286

19. How frequently do you and your family use the following communication vehicles?						
	More than 3 times per week	2-3 times per week	Once per week	2-3 times per month	Once per month or less	Response Count
Bulletin	10.8% (41)	20.1% (76)	52.6% (199)	11.4% (43)	5.0% (19)	378
Postcard notifications	0.3% (1)	1.0% (3)	9.9% (30)	10.2% (31)	78.6% (239)	304
WCUMC Website	5.6% (20)	9.2% (33)	20.7% (74)	28.6% (102)	35.9% (128)	357
WCUMC Email notifications	10.4% (38)	21.7% (79)	25.3% (92)	23.6% (86)	19.0% (69)	364
	<i>answered question</i>					388
	<i>skipped question</i>					95





20. How effective are those vehicles in communicating important information regarding the life of our church?						
	Highly effective	Mostly effective	Somewhat effective	Somewhat ineffective	Ineffective	Response Count
Bulletin	57.8% (216)	34.2% (128)	7.0% (26)	1.1% (4)	0.0% (0)	374
Postcard notifications	23.1% (68)	25.1% (74)	33.6% (99)	7.5% (22)	10.8% (32)	295
WCUMC Website	43.6% (149)	36.8% (126)	13.5% (46)	4.1% (14)	2.0% (7)	342
WCUMC Email notifications	64.0% (226)	27.5% (97)	5.4% (19)	2.0% (7)	1.1% (4)	353
	<i>answered question</i>					386
	<i>skipped question</i>					97

21. How effective are the communications of the date, time and location of meetings or programs that interest you?			
		Response Percent	Response Count
Highly effective		37.1%	138
Mostly effective		52.2%	194
Somewhat effective		9.1%	34
Somewhat ineffective		1.1%	4
Ineffective		0.5%	2
	<i>answered question</i>		372
	<i>skipped question</i>		111

22. How would you like to be informed of the date, time and location of meetings or programs that interest you? Please rate each option from 1-5, with 5 being most preferred and 1 being least preferred

	5	4	3	2	1	Response Count
Bulletin	61.4% (224)	24.7% (90)	10.4% (38)	1.9% (7)	1.6% (6)	365
Website	40.4% (132)	22.6% (74)	20.5% (67)	9.2% (30)	7.3% (24)	327
Email Notification	73.8% (267)	18.5% (67)	4.4% (16)	1.1% (4)	2.2% (8)	362
Video Screen in Fellowship Hall	8.1% (25)	12.9% (40)	25.9% (80)	17.8% (55)	35.3% (109)	309
Video Screen in Sanctuary	17.8% (57)	21.2% (68)	28.0% (90)	17.1% (55)	15.9% (51)	321
Other	21.6% (8)	10.8% (4)	8.1% (3)	5.4% (2)	54.1% (20)	37
If you chose "Other" please specify:						23
answered question						382
skipped question						101

23. How effective are the communications regarding all the great things that are happening at Williamson's Chapel? How good a job are we doing at "telling our story" in a way that both informs and connects our church family?

	Response Percent	Response Count
Highly effective 	29.1%	110
Mostly effective 	54.5%	206
Somewhat effective 	13.8%	52
Somewhat ineffective 	2.6%	10
Ineffective	0.0%	0
If you chose "Somewhat Ineffective" or "Ineffective" please tell us why:		29
answered question		378
skipped question		105

24. This question is similar to question #22 except the focus here is not on communicating meeting dates and times, but rather, on telling our story. How would you like to be informed of all the great things that are happening at Williamson's Chapel? How could we better "tell our story" in a way that both informs and connects our church family? Please rate each option from 1-5, with 5 being most preferred and 1 being least preferred

	5	4	3	2	1	Response Count
Bulletin	63.5% (221)	23.0% (80)	9.2% (32)	2.0% (7)	2.3% (8)	348
Website	52.4% (176)	25.0% (84)	11.6% (39)	6.0% (20)	5.1% (17)	336
Email Notification	60.3% (199)	22.1% (73)	10.3% (34)	2.1% (7)	5.2% (17)	330
Video Screen in Fellowship Hall	17.6% (53)	21.6% (65)	20.9% (63)	16.3% (49)	23.6% (71)	301
Video Screen in Sanctuary	26.8% (82)	25.8% (79)	22.2% (68)	14.4% (44)	10.8% (33)	306
Other	34.1% (15)	18.2% (8)	6.8% (3)	0.0% (0)	40.9% (18)	44
If you chose "Other" please specify:						29
answered question						370
skipped question						113

25. In thinking of all of your responses to the survey so far and all of your thoughts about the great work that the Holy Spirit is doing at Williamson's Chapel what would you suggest is the SINGLE most important issue for us to address as the Body of Christ over the next five years?

	Response Count
	371
answered question	371
skipped question	112